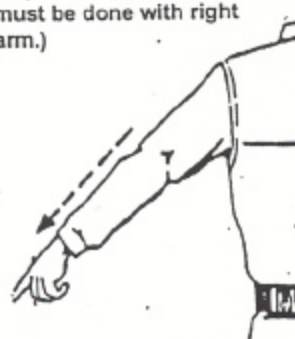



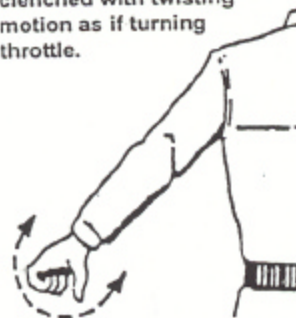









HAND SIGNALS

Hand signals for communicating while riding:

<p>HAZARD IN ROAD</p> <p>Point immediately with emphasis. (Sometimes this must be done with right arm.)</p> 	<p>SINGLE FILE</p> <p>Arm and index finger extended straight up.</p> 	<p>STAGGERED FILE</p> <p>Arm extended straight up with "rams horn" sign.</p> 
--	---	---

<p>STOP (Slow Down):</p> <p>Arm extended straight down, palm back. Animal or physical hazard in road, point to hazard.</p> 	<p>SPEED UP:</p> <p>Arm down to side, fist clenched with twisting motion as if turning throttle.</p> 	<p>FOLLOW ME:</p> <p>Arm extended straight up from shoulder, palm forward.</p> 	<p>PULL OFF:</p> <p>Arm positioned as for right turn, forearm swung toward shoulder.</p> 
<p>TURN SIGNALS (Accidentally left on):</p> <p>Open and close hand with fingers and thumb extended.</p> 	<p>HEADLIGHT:</p> <p>Tap on top of head, open palm down.</p> 	<p>FUEL:</p> <p>Arm out to side, upper arm about 45 degrees below horizontal, forearm pointing to tank with forefinger extended.</p> 	<p>FOOD, COFFEE STOP:</p> <p>Fingers closed, thumb to mouth.</p> 
<p>COMFORT STOP:</p> <p>Upper arm extended horizontally, forearm straight up, fist clenched with short up and down motion.</p> 		<p>YOU LEAD: Arm extended (palm forward) down. Begin behind hip and swing forward in an arc away from body about 45 degrees from vertical.</p> <p>COME ALONGSIDE: Same motion, but stop at side and point to position for other cycle.</p> 